


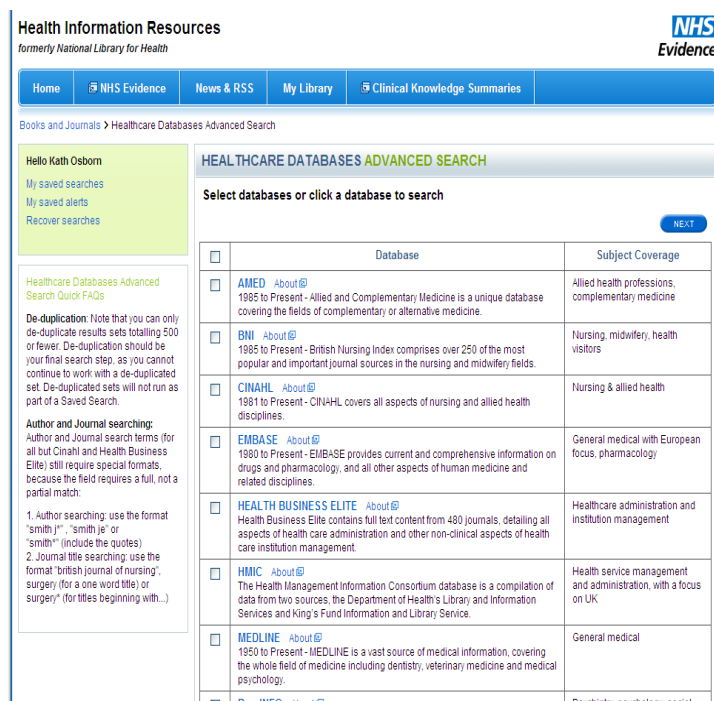
## Quick Guide to Searching the Healthcare Databases

Use this when you want to find articles on a particular topic or by a particular author.

### Accessing the Databases

- Go to: [www.evidence.nhs.uk](http://www.evidence.nhs.uk)
- Click on **Journals and Databases**
- Either register for an Athens password under **NHS Athens** or click on **Healthcare databases advanced search**
- Enter your NHS Athens username and password in the Log-in box

On the next page you are given a choice of databases with explanations of what they cover. Select just one of them at a time for the best results. To select a database just click on the name of the one you want to use and this will bring up the screen with the search box. Medline (the branded version of PubMed) is a good starting point for most topics. More information is available on each database if you click on [About](#)  beside each database.



**Health Information Resources**  
formerly National Library for Health

**NHS Evidence**

Home | NHS Evidence | News & RSS | My Library | Clinical Knowledge Summaries

Books and Journals > Healthcare Databases Advanced Search

**HEALTHCARE DATABASES ADVANCED SEARCH**

Select databases or click a database to search

<input type="checkbox"/>	Database	Subject Coverage
<input type="checkbox"/>	<b>AMED</b> <a href="#">About</a> 1995 to Present - Allied and Complementary Medicine is a unique database covering the fields of complementary or alternative medicine.	Allied health professions, complementary medicine
<input type="checkbox"/>	<b>BNI</b> <a href="#">About</a> 1985 to Present - British Nursing Index comprises over 250 of the most popular and important journal sources in the nursing and midwifery fields.	Nursing, midwifery, health visitors
<input type="checkbox"/>	<b>CINAHL</b> <a href="#">About</a> 1981 to Present - CINAHL covers all aspects of nursing and allied health disciplines.	Nursing & allied health
<input type="checkbox"/>	<b>EMBASE</b> <a href="#">About</a> 1980 to Present - EMBASE provides current and comprehensive information on drugs and pharmacology, and all other aspects of human medicine and related disciplines.	General medical with European focus, pharmacology
<input type="checkbox"/>	<b>HEALTH BUSINESS ELITE</b> <a href="#">About</a> Health Business Elite contains full text content from 480 journals, detailing all aspects of health care administration and other non-clinical aspects of health care institution management.	Healthcare administration and institution management
<input type="checkbox"/>	<b>HMIC</b> <a href="#">About</a> The Health Management Information Consortium database is a compilation of data from two sources, the Department of Health's Library and Information Services and King's Fund Information and Library Service.	Health service management and administration, with a focus on UK
<input type="checkbox"/>	<b>MEDLINE</b> <a href="#">About</a> 1950 to Present - MEDLINE is a vast source of medical information, covering the whole field of medicine including dentistry, veterinary medicine and medical psychology.	General medical
<input type="checkbox"/>	<b>PsycINFO</b> <a href="#">About</a>	Psychiatry, psychology, social

**De-duplication:** Note that you can only de-duplicate results sets totalling 500 or fewer. De-duplication should be your final search step, as you cannot continue to work with a de-duplicated set. De-duplicated sets will not run as part of a Saved Search.

**Author and Journal searching:** Author and Journal search terms (for all but Cinahl and Health Business Elite) still require special formats, because the field requires a full, not a partial match.

1. Author searching: use the format "smith j" , "smith je" or "smith" (include the quotes)
2. Journal title searching: use the format "british journal of nursing"; surgery (for a one word title) or surgery\* (for titles beginning with...)

### Using the Thesaurus

- Enter your first search term , eg *healthcare staff*, into the search box and tick in the box underneath called **'Map to Thesaurus'**

- Click **'Search'**.

The database will display a list of its own subject headings or descriptors which relate to the terms that you have entered. In this way you can find articles which are about your subject even if they do not have your search term in the title or abstract. If you click on **scope** it should give you a definition of the term.

- Choose a subject heading from the list displayed by clicking **Major Descriptor**, and then click **'Search'**. This means you will get articles which focus on the topic.

Click on any one of these subject headings to go to its place in the thesaurus 'tree'. This will show you any related terms which you may wish to use.

If you tick **Select** instead of **Major Descriptor** the system will search for items which contain something about your topic but which do not focus on it.

If you wish to expand your search to sub-files of your subject heading, tick **Exploded** as well as **Major Descriptor**.

- Repeat this process for all the other search terms you are interested in.

Sometimes you will not find a useful subject heading, in which case you will need to use a normal free text search. So enter your term in the search box, but don't click 'map to thesaurus'

### Combining your terms

Once you have chosen subject headings and run separate searches for each of your search terms, you can combine them to form your final search.

- To combine your searches, tick the column next to the search number box for each one and click: **COMBINE SELECTED SEARCHES**

Next to **COMBINE SELECTED SEARCHES** there are options **Combine with AND OR** and you need to select one of these. If you tick **OR** the system will look for items which contain any one of the terms you have selected so you should retrieve many results but they will not all be relevant.

If you tick **AND** the system will look for items which contain all the terms you have selected, so you will get fewer results but they should contain information on all your search terms.

Search History				
No.	<input type="checkbox"/>	Database	Search term	Hits
1	<input type="checkbox"/>	MEDLINE	*HEALTH PERSONNEL/	10160
2	<input type="checkbox"/>	MEDLINE	*INFLUENZA VACCINES/	9192
3	<input type="checkbox"/>	MEDLINE	exp SICK LEAVE/ OR exp ABSENTEEISM/	8723
4	<input type="checkbox"/>	MEDLINE	1 and 2 and 3	6

However, typing: **1 AND 2 AND 3** into the search box and clicking **Search** will produce the same results.

### Searching for Authors or Journal Titles

To search for articles by a particular author or in a particular journal change the drop down box to the right of the search box from the default **Title and abstract** to **Author** or to **journal name** and follow the instructions on the left of the screen on Author and Journal Searching

### Limits

Limits should be used once your search has been completed. To apply any relevant limits to your search results, put the number of the search (under the search no. heading) you wish to limit in the search box, untick the **Map to thesaurus** box and select the limits you want:

SEARCH

You are currently searching: **PsycINFO**. Search using different databases

Search keyword (with or without thesaurus mapping)

Enter keyword(s), you may use AND, OR, wildcard (\*), and brackets.

4

Map to Thesaurus available when one database is selected e.g. Emtree thesaurus for EMBASE.

Clear all limits  
Expand all limits / Collapse all limits

Date limits

From Publication Year: None to Publication Year: None

Latest Update

Article, Journal and Publication Type limits

Clinical Query limits

Human or Animal limits

Age Groups limits

Language limits

You have selected the following limits:  
English Language

Population Groups limits

Other limits

SEARCH

Open up limit options by clicking on the arrows.

To view all limits available, click on **Expand all limits / Collapse all limits**. You can select any combination of these by ticking the checkboxes or selecting from a dropdown list. To select more than one from a dropdown list, hold down the **CTRL** key and click on the relevant items. Limits available include:

**Language:** This enables you to limit articles to those in English

**Clinical Query:** Limit results to specific study types: Diagnosis, Reviews etc

**Age Groups:** Allows you to select different age ranges

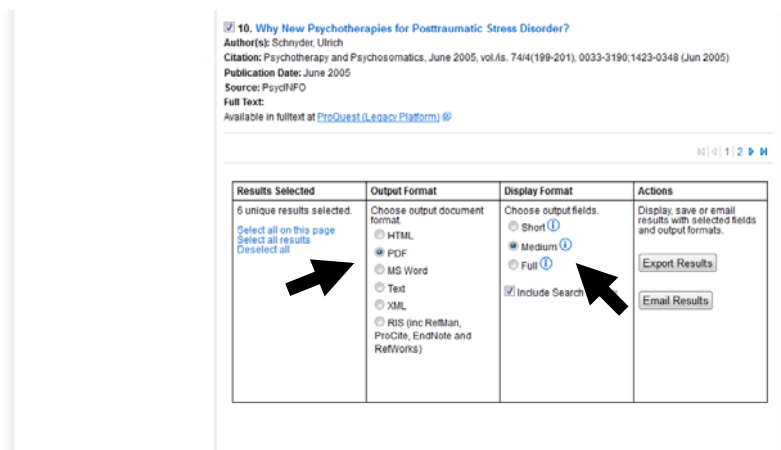
**Date:** Allows you to select the dates between which you would like results to appear

### Viewing Your Results

- Click on the number of results in the **Hits** column to display your results in date order.
- To see the abstract if one is available, right click on the title of the reference and select 'open in new window' or alternatively tick the **Show abstracts** box at the top left of the article list.
- Some may have links to the full text article (eg. Available in *fulltext* at [EBSCO Host EJS](#) ) If you are not given direct access to an article you may have to click on an Athens link so that the publisher recognises that you have access.
- Click on the page numbers or the arrows at the bottom of the screen to move through your results pages
- To return to list of results click on **Current Search Results** at the top of the page

### Managing Your Results

- You can select/save references of interest by clicking in the box to the left of each one.
- You can manage your search results using the panel provided at the bottom of each page of results. The medium display format in Word or PDF is the most useful as this will include links to full text where there are any. It's important to select **Include search history** if you would like to replicate the search or list the search history in research.



The **Actions** column allows you to display and save results by clicking '**Export Results**'. You also have the option to '**Email Results**' to an address of your choosing.

To return to the search screen, click **Current Search Results** at the top of the screen or if you want to change database click on **Healthcare Databases Advanced Search**.